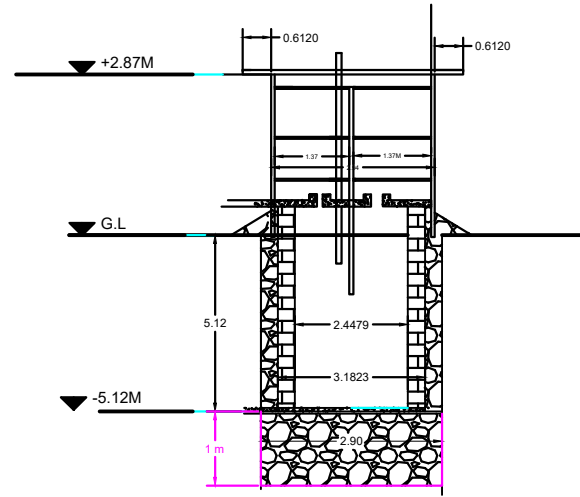
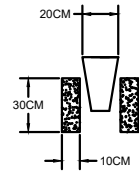


LATRINE SIDE SECTION



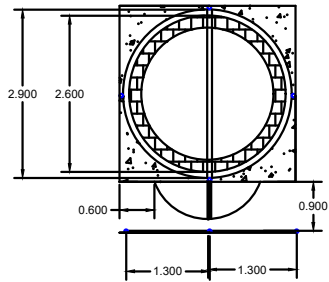
LATRINE FRONTAL SECTION

SQUAT SEAT AND FOOT REST DETAIL



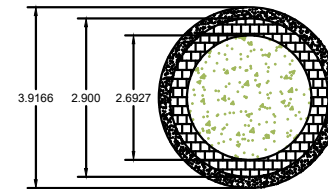
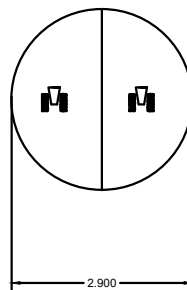
SECTION AT G.L

SECTION. -3.12M

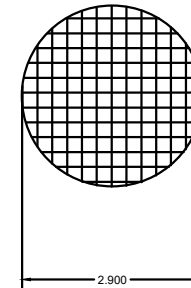
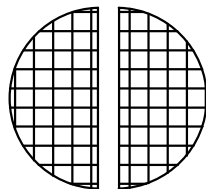


COVER SLAB

COVER SLAB



GRUND SLAB



project	client	drawing name	drawing no.	paper no.	north
sanitation	WASH working group	household latrine	scale.	designed by	
			date	checked by	